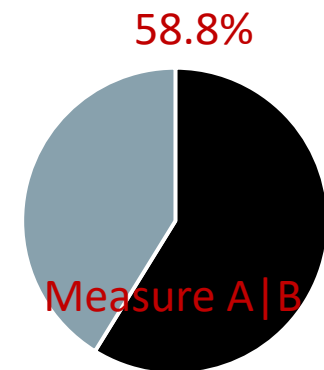
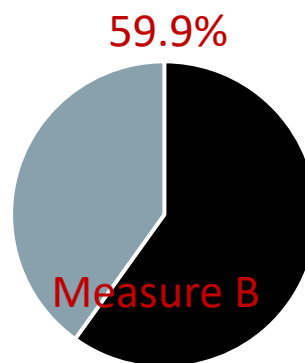
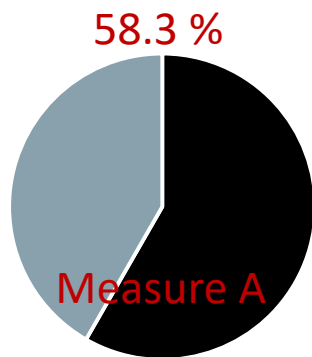


Measure A|B Update

Program Budgets and Expenditure Summary

SANTA CRUZ CITY SCHOOLS | BOARD MEETING – 10 MARCH 2021

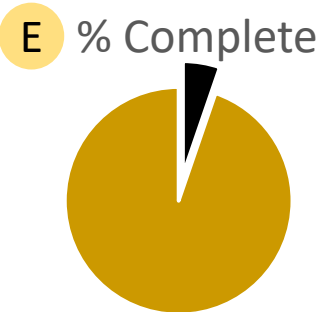
Program Snapshot	Resource	Expenditures To 01/31/21	Remaining Resource
Measure A: High Schools	\$140,000,000	\$81,661,622	\$58,338,378
Measure B: Elementary Schools	\$68,000,000	\$40,740,504	\$27,259,496
Measure A B Summary	\$208,000,000	\$122,402,126	\$85,597,874



The values indicated here are based upon the Bartos Architecture program management database and indicate total expenditures throughout the program.

These values are periodically reconciled with District records.

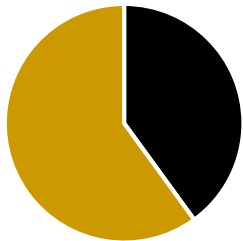
- A Resource:** Funds available to site (including bond and state funds)
- B Allocation:** Budgetary allocation based on latest cost estimate, and prioritizations with site teams
- C Expenditure to Date:** Expenditures for a given project from November 2016 thru January 2021.
- D Projected FY 20|21:** Expenditures anticipated (predicted) from 01 July through 30 June.
- E Percent Complete:** Proportion of amount actually expended divided by the total site resource.
- F Multi Project Overhead:** 5% of site resource for efforts not related to a specific project.
- G Utility Infrastructure:** Site (outside of buildings) utilities. Drainage, Gas, Water, Electrical.



	A Current Resource	B Allocation	C Expenditures To Date	D Projected FY 20 21
	\$xx,xxx,xxx			
F Multi Project Overhead		\$	\$	\$
Project xyz		\$	\$	\$
Project xyz		\$	\$	\$
G Utility Infrastructure		\$	\$	\$
	<i>Allocated so far</i>	\$ Total	\$ Total	\$ Total

Branciforte MS Current Resource \$17,093,431

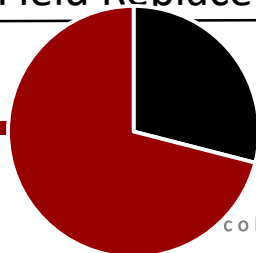
	Allocation	Expenditures To 01/31/21	Projected FY 20 21
Multi Project	\$200,000	\$118,724	\$46,500
Parking Lot Improvements	\$259,330	\$259,330	-
Re-Roof	\$1,678,923	\$1,678,923	-
Street Presence	\$1,850,000	\$1,123,822	\$930,505
Music/MPR	\$2,794,318	\$2,295,329	\$502,610
Library/Admin	\$2,700,000	\$217,171	\$1,200,000
Classroom Mod Phase 1	\$3,000,000	\$572,809	\$2,250,000
Relocatable Removal	\$400	\$400	-
Utility Infrastructure	\$9,245	\$9,245	-
Card Access Security System	\$171,183	\$171,183	\$328,817
Data Infrastructure Improvements	\$423,137	\$420,013	\$8,669
	<i>Allocated so far</i> \$13,086,536	\$6,866,950	\$6,332,590



40 % (Total Expenditures to 31 January 2021)

Mission Hill Middle School Current Site Resource \$17,648,740

	Allocation	Expenditures To 01/31/21	Projected FY 20 21
Multi-Project Overhead	\$952,206	\$187,584	\$132,866
Front Lawn (Hardscape Landscape)	\$1,298,161	\$1,298,161	-
Roof Replacement Phase 1	\$1,618,982	\$1,618,982	-
Roof Replacement Phase 2	\$103,181	\$103,181	-
Mod Phase 1 (Permanent walls)	\$516,466	\$516,466	-
Mod Phase 2 (Main Building)	\$300,000	\$25,858	\$278,566
Mod Phase 3 (Envelope)	\$2,200,000	\$33,466	\$2,169,431
New Classroom Building	\$5,250,000	\$6,766	\$500,000
Gym Locker Rooms Phase 1	\$158,913	\$158,913	-
Gym Phase 2 (Improve)	\$18,901	\$18,901	-
Site Improvements	\$269,276	\$56,396	\$220,201
Utility Infrastructure (incl. Power)	\$1,000,000	\$271,917	\$825,358
Card Access Security System	\$182,277	\$182,277	-
Data Infrastructure Improvements	\$398,765	\$398,765	-
Exterior Site Security (Fencing)	\$100,000	-	-
Artificial Field Replacement	\$2,783,284	\$164,498	\$1,500,000
	<i>Allocated so far</i> \$17,150,412	\$5,042,131	\$5,626,422



29 % (Total Expenditures to 31 January 2021)

Harbor High School Current Resource \$28,554,079

	Allocation	Expenditures To 01/31/21	Projected FY 20 21
Athletic Field Improvements	\$11,894,892	\$11,894,892	-
Pool	\$10,689,409	\$10,689,409	-
Re-roof	\$2,235,564	\$2,235,564	-
Student Locker Improvements	\$257,554	\$257,554	-
Tennis Court Remodel	\$181,444	\$181,444	-
New Electrical	\$110,971	\$110,971	-
Student Restroom Hand Dryers	\$185,790	\$185,790	-
Data Infrastructure Improvements	\$867,654	\$867,654	-
Seismic Mitigation Program	\$2,170	\$2,170	-
Upper Parking Lot/Drop Off	\$21,806	\$21,806	-
Site Infrastructure	\$61,841	\$61,841	-
External Security	\$110,868	\$110,868	-
Mod 2: Fine Arts	\$400,000	\$376,251	\$560,000
Card Access Security System	\$423,513	\$318,448	-
Multi Project	\$88,468	\$88,468	-
	<i>Allocated so far</i>		
	\$27,851,945	\$27,547,618	\$194,185

96% (Total Expenditures to 31 January 2021)

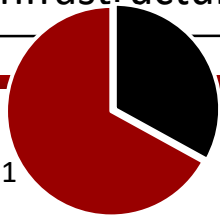


Measure A | B Update

High School Projects Expenditures

Santa Cruz HS	Current Resource	\$32,072,783 <i>Allocation</i>	<i>Expenditures</i> To 01/31/21	<i>Projected</i> FY 20 21
Multi Project Overhead		\$500,000	\$192,054	\$107,419
Mod Phase 1: (water line leaks)		\$732,722	\$732,722	-
Mod Phase 2: (Cafeteria, restroom, classes)		\$5,816,000	\$981,301	\$3,000,000
Mod Phase 3: (Math, Sci, Library)		\$1,750,000	\$151,424	\$500,000
Mod Phase 4: (Main building)		\$3,750,000	\$305,054	\$500,000
CTE Mod Transportation 1-Art Class		\$223,468	\$223,468	-
Gym Mod Phase 1: (Finishes, Heat, Misc)		\$1,435,574	\$1,151,504	\$92,569
Gym Mod Phase 2: (entry, locker rooms)		\$5,000,000	\$170,722	\$500,000
New Pool House (restrooms)		\$3,190,477	\$86,912	\$2,500,000
Fields		\$1,437,464	\$1,437,464	-
Sports Complex Upgrades		\$400,000	\$361,857	\$38,256
Re-Roof Phase 1		\$2,213,939	\$2,213,939	-
Re-Roof Phase 2		\$396,115	\$396,115	-
Card Access Security System		\$500,000	\$343,169	\$236,410
Data Infrastructure Improvements		\$1,448,073	\$1,448,073	-
Exterior Site Security		\$124,961	\$124,961	\$30,651
Campus Switchgear		\$2,581,994	\$139,698	\$207,207
Utility Infrastructure		\$98,085	\$98,085	\$223,414
		<i>Allocated so far</i> \$31,598,873	\$10,558,524	\$7,935,926

33 %(Total Expenditures to 31 January 2021)



Soquel High School Current Resource \$34,830,967

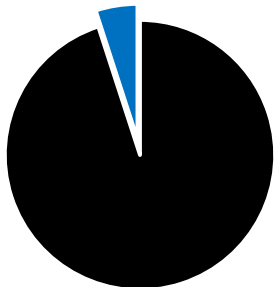
	Allocation	Expenditures To 01/31/21	Projected FY 20 21
Multi Project	\$362,881	\$89,003	\$50,000
Site Infrastructure (safety, elec, drainage)	\$3,749,473	\$3,721,551	-
New Snack Shack	\$1,874,151	\$1,874,151	-
Tennis Courts	\$209,524	\$209,524	-
Mod Phase1:Reverse Tenant Improvement	\$1,937,183	\$1,865,100	-
Mod Phase 2	\$12,532,383	\$12,057,091	\$2,307,933
Mod Phase 3: Wing 200	\$339,500	\$339,500	\$1,010
Pool	\$7,420,998	\$7,420,998	\$644,078
Fields	\$1,527,272	\$1,527,272	-
Card Access Security System	\$308,646	\$308,646	-
Interim Housing	\$118,542	\$79,317	-
Data Infrastructure Improvements	\$905,295	\$899,111	\$63,827
External Site Security	\$93,894	\$93,894	\$17,541
Performing Arts Center	\$161,113	\$26,722	-
	<i>Allocated so far</i> \$31,527,480	\$30,511,879	\$3,084,389



88 %(Total Expenditures to 31 January 2021)

Bayview ES Current Resource \$12,384,192

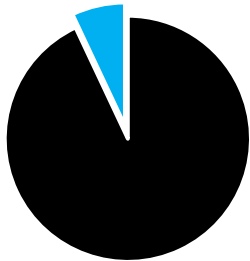
	Allocation	Expenditures To 01/31/21	Projected FY 20 21
Multi-Project	\$52,475	\$52,475	-
Re-Roof	\$925,529	\$925,529	-
New WPENS Portable & Sitework	\$41,858	\$41,858	-
New Kindergarten Bldg & Sitework	\$92,477	\$70,585	-
New Classroom Bldg & Sitework	\$4,369,873	\$4,124,671	\$445,202
Modernization Phase 1	\$5,883,654	\$5,737,253	\$1,192,385
Modernization Phase 2	\$125,518	\$3,350	\$222,168
Portable Demolition & Site Work	\$83,213	\$83,213	-
Utility Infrastructure	\$50,825	\$50,825	-
Card Access Security System	\$190,000	\$155,837	\$34,163
Data Infrastructure Improvements	\$557,515	\$557,515	\$108,815
	\$12,372,937	\$11,803,111	\$2,002,733



95% (Total Expenditures to 31 January 2021)

DeLaveaga ES Current Resource \$14,188,861

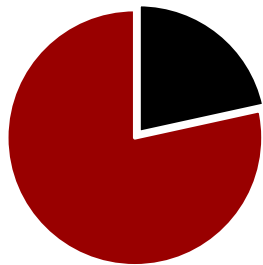
	Allocation	Expenditures To 01/31/21	Projected FY 20 21
Multi-Project Overhead	\$60,879	\$60,879	-
New Parking Lot	\$1,537,310	\$1,537,310	-
New Classrooms	\$4,127,865	\$3,527,591	\$99,409
Re-Roofing Project	\$32,994	\$26,395	\$6,599
Mod Phase 1 (Classrooms)	\$7,017,663	\$6,708,975	\$2,057,360
Mod Phase 2 (Special spaces)	\$346,290	\$346,290	-
Portable Demolition & Site Work	\$100,000	\$62,475	\$37,525
Site Infrastructure	\$44,965	\$44,965	-
Card Access Security System	\$164,560	\$153,233	\$11,327
Data Infrastructure Improvements	\$756,334	\$756,334	-
	<i>Allocated so far</i> \$14,188,861	\$13,224,448	\$2,212,220



93 % (Total Expenditures to 31 January 2021)

Gault ES Current Resource \$9,226,851

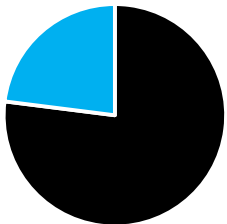
	Allocation	Expenditures To 01/31/21	Projected FY 20 21
Multi Project Overhead	\$425,000	\$137,524	\$111,319
Roofing	\$798,937	\$798,937	-
Modular Building	\$6,898,817	\$76,969	\$3,000,000
Mod Phase 1 Main Building (Water Intrusion)	\$99,189	\$99,189	-
Mod Phase 2 Main Building (Carpet)	\$100,000	TBD	TBD
Mod Phase 3 : Envelope (paint)	\$279,705	\$279,705	-
Utility Infrastructure	\$60,798	\$60,798	-
Card Access Security System	\$100,001	\$100,001	-
Data Infrastructure Improvements	\$464,404	\$464,404	-
	<i>Allocated so far</i> \$9,226,851	\$2,017,527	\$3,111,319



22 % (Total Expenditures to 31 January 2021)

Natural Bridges Current Resource \$5,421,709

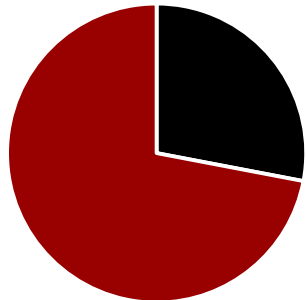
	Allocation	Expenditures To 01/31/21	Projected FY 20 21
Multi-Project	\$17,266	\$17,266	-
Campus Re-Roofing	\$1,537,051	\$1,487,648	-
Gym Mod Ph 1 w/ Parking Lot	\$809,077	\$717,548	-
Gym Mod Ph 2 w/ Restroom	\$1,706,033	\$1,185,936	\$524,160
Modernization and Repairs	\$645,181	\$645,181	-
Utility Infrastructure	\$9,336	\$9,336	-
Artificial Field	\$106,061	\$97,035	-
	<i>Allocated so far</i>		
	\$4,830,005	\$4,159,950	\$524,160



77 % (Total Expenditures to 31 January 2021)

Westlake ES Current Resource \$13,439,288

	Allocation	Expenditures To 01/31/21	Projected FY 20 21
Multi-Project Overhead	\$500,000	\$147,067	\$135,437
Re-roof	\$2,304,839	\$2,304,839	\$1,349,117
New Upper Classroom	\$4,750,000	\$38,020	TBD
Mod Phase 1: Upper Wing	\$1,000,000	\$119,871	\$16,393
Mod Phase 2: Lower Wing	\$1,000,000	\$103,705	\$12,022
Site Improvements, Sign, Fence, Access	\$1,001,981	\$374,819	\$372,485
Utility Infrastructure (incl power)	\$1,000,000	\$196,491	TBD
Card Access Security System	\$212,363	\$319,253	\$19,358
Data Infrastructure Improvements	\$377,097	\$377,097	\$143,815
Lower Parking and Drive	\$1,000,000	\$1,725	-
	<i>Allocated so far</i> \$13,146,280	\$3,802,888	\$2,048,627



28% (Total Expenditures to 31 January 2021)

Branciforte Small Schools Current Resource \$8,579,099

	Allocation	Expenditures To 01/31/21	Projected FY 20 21
Multi-Project	\$56,057	\$56,057	-
Relocate Playground and Lunch Shelter	\$582,072	\$582,072	-
PC Classroom	\$4,421,635	\$3,220,949	\$529,051
Alternative Family Ed Campus	\$1,501,490	\$382,681	\$1,587,554
Mod Phase 1	\$1,540,549	\$473,970	\$250,000
Portable Demolition and Site Work	\$100,000	\$53,309	\$37,231
Site Infrastructure	\$10,366	\$10,366	-
Card Access Security System	\$121,347	\$121,347	-
Data Infrastructure Improvements	\$245,583	\$245,583	-
	\$8,579,099	\$5,146,334	\$2,403,836



60%(Total Expenditures to 31 January 2021)

END